

KALA[®]

好 卫 浴 • 好 生 活

Good Sanitary Ware · Good Life

健牌集团 | KENT GROUP



企业简介 | ENTERPRISE INTRODUCTION

KALA 卫浴是健牌旗下的卫浴品牌，拥有自己的卫浴产品研发，制造，销售和服务。 KALA 卫浴为您提供最具性价比的卫浴产品。无论是先进设计，耐用性还是价格，我们的产品将满足并超过您所有的装修要求。我们引入了全球先进技术和严格的质量控制管理，以提供高品质的产品而感到自豪。

我们的生产基地位于中国广东省。利用丰富的原材料资源，最完备的设备和机械，严格的质控标准，为全球客商生产出质量卓越的卫浴产品。我们的市场份额在稳步增加 我们已经与 1600 多家来自 100 多个国家和地区的合作伙伴建立了良好的关系。作为建筑陶瓷和卫生陶瓷供应商，我们将继续为全球客户提供优质、多元化的中国卫浴产品而努力。

KALA is a sanitary ware brand of Kent Group, which has its own sanitary ware product research and development, manufacturing, sales and service. KALA Sanitary Ware provides you with the most cost-effective products. Whether from its advanced design, durability or price, our products will meet and exceed all your decoration requirements. We have introduced global advanced technology and strict quality control management. All of us take pride in providing high-quality products.

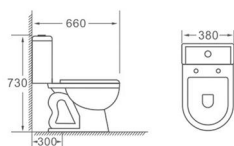
Our production base is located in Guangdong Province, China. Utilizing abundant raw material resources, the most complete equipment and machinery, and strict quality control standards, we can produce high-quality sanitary products for global customers. Our market share is steadily increasing. We have established good relationships with more than 1,600 partners from more than 100 countries and regions. As a Chinese sanitary ware ceramics and building ceramics supplier, we will continue to provide high-quality and diversified Chinese sanitary products for global customers.

TOILET 坐便器

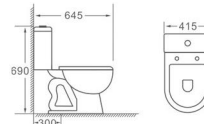
Clean and odour-free WCs
One-time flushing
Nano anti-fouling glazed
UF Seat Cover
Widened pipe



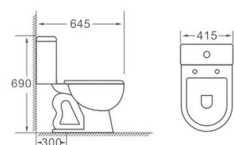
KA-ZB2006
Siphonic two-piece toilet
虹吸式分体坐便器
S-trap:300mm roughing-in
Size:660×380×730mm



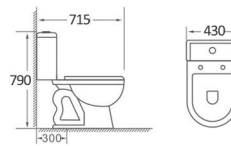
KA-ZB2008
Siphonic two-piece toilet
虹吸式分体坐便器
S-trap:300mm roughing-in
Size:645×415×690mm
665×415×760mm



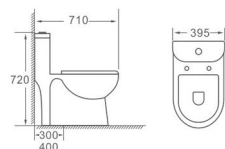
KA-ZB2010
Siphonic two-piece toilet
虹吸式分体坐便器
S-trap:300mm roughing-in
Size:645×415×690mm
665×415×760mm



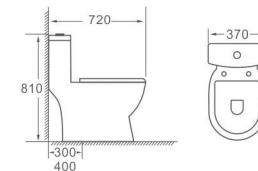
KA-ZB2001
Siphonic two-piece toilet
虹吸式分体坐便器
S-trap:300mm roughing-in
Size:715×430×790mm



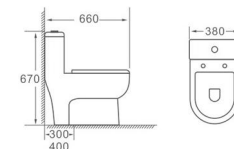
KA-ZB2201
Siphonic one-piece toilet
虹吸式连体坐便器
S-trap:300/400mm roughing-in
Size: 710×395×720mm



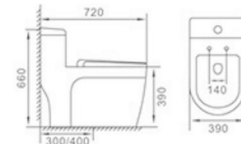
KA-ZB2202
Siphonic one-piece toilet
虹吸式连体坐便器
S-trap:300/400mm roughing-in
Size: 720×370×810mm



KA-ZB2206
Siphonic one-piece toilet
虹吸式连体坐便器
S-trap:300/400mm roughing-in
Size: 660×380×670mm

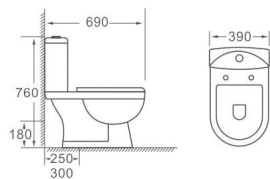


KA-ZB2305
Siphonic one-piece toilet
虹吸式连体坐便器
S-trap:300/400mm roughing-in
Size: 720×395×660mm

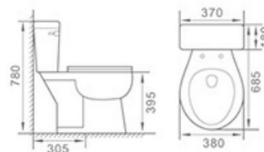




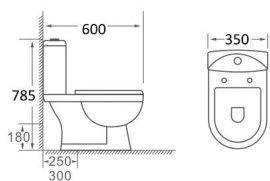
KA-ZB2003
Washdown two-piece toilet
直冲式分体坐便器
S-trap:250/300mm roughing-in
P-trap:180mm roughing-in
Size: 690×390×760mm
690×390×790mm



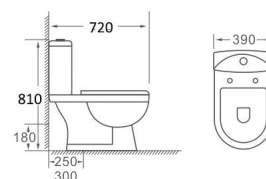
KA-ZB2601
Washdown two-piece toilet
直冲式分体坐便器
S-trap:250/300mm roughing-in
P-trap:180mm roughing-in
Water tank: 370×190×400mm
Seat: 690×380×390mm



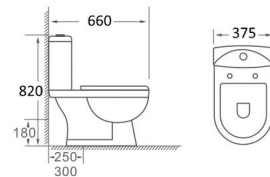
KA-ZB2604
Washdown two-piece toilet
直冲式分体坐便器
S-trap:250mm roughing-in
P-trap:180mm roughing-in
Size:600×350×785mm



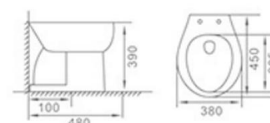
KA-ZB2603
Washdown two-piece toilet
直冲式分体坐便器
S-trap: 300mm roughing-in
P-trap:180mm roughing-in
Size:720×390×810mm



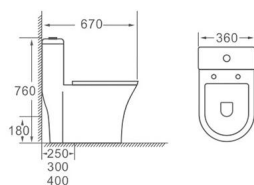
KA-ZB2605
Washdown two-piece toilet
直冲式分体坐便器
S-trap:250mm roughing-in
P-trap:180mm roughing-in
Size:660×375×820mm



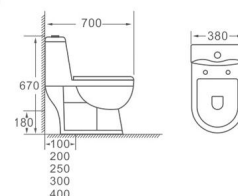
KA-ZB2602
Straight-down Split Toilet
直落式分体座头
S-trap:100mm roughing-in
Size:450×390×480mm



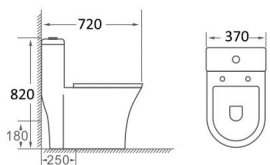
KA-ZB2210
Super-swirling/Washdown one-piece toilet
超漩式/直冲式连体坐便器
S-trap:250/300/400mm roughing-in
P-trap:180mm roughing-in
Size:670×360×760mm



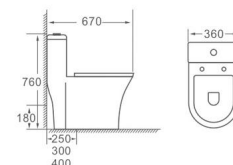
KA-ZB2503
Washdown one-piece toilet
直冲式连体坐便器
S-trap:100/200/250/300/400mm roughing-in
P-trap:180mm roughing-in
Size:700×380×670mm



KA-ZB2301
Washdown one-piece toilet
直冲式连体坐便器
S-trap:250mm roughing-in
Size:720×370×820mm

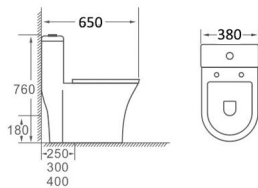


KA-ZB2302
Washdown one-piece toilet
直冲式连体坐便器
S-trap:250mm roughing-in
Size:760×400×760mm

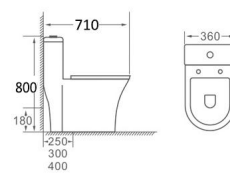




KA-ZB2303
Washdown one-piece toilet
直冲式连体坐便器
S-trap:250mm roughing-in
Size:650×380×760mm



KA-ZB2304
Washdown one-piece toilet
直冲式连体坐便器
S-trap:250mm roughing-in
Size:710×360×800mm



Wall-hung Basin
挂盆

KA-TP5503
490×360×165mm



KA-TP5504
430×385×190mm



KA-ZP5603
Basin盆: 520×400×160mm
Column柱: 710×185×140mm



KA-ZP5701
Basin盆: 560×440×250mm
Column柱: 600×170×170mm



KA-ZP5702
Basin盆: 605×460×270mm
Column柱: 600×170×165mm



KA-ZP5703
Basin盆: 560×440×260mm
Column柱: 600×170×165mm



KA-ZP5704
Basin盆: 570×440×210mm
Column柱: 600×170×165mm



KA-ZP5705
Basin盆: 605×480×220mm
Column柱: 600×170×165mm



Basin With Pedestal
立柱盆

KA-ZP5706
Basin盆: 560×420×210mm
Column柱: 600×165×180mm



KA-ZP5707
Basin盆: 530×435×195mm
Column柱: 685×175×165mm



KA-ZP5601
Basin盆: 530×440×130mm
Column柱: 660×180×165mm



KA-ZP5602
Basin盆: 490×420×125mm
Column柱: 700×185×140mm



KA-GP5802
520×445×365mm



KA-GP5803
470×440×370mm



KA-GP5804
560×470×375mm



KA-GP5805
50×465×400mm



KA-GP5806
465×450×370mm



KA-GP5807
560×455×340mm



KA-GP5808
520×465×370mm



KA-GP5801
540×460×205mm

Integral Hanging Basin
一体挂盆



KA-TP5501
600×460×190mm



KA-TP5502
560×470×190mm

Above Counter Basin
台上盆



KA-TP5601
465×380×190mm



KA-TP5602
470×350×195mm

Under Counter Basin
台下盆



KA-YP5703
410×355×145mm



KA-YP5706
475×370×130mm

Artistic Basin
艺术盆



KA-GJ8401
185×110×100mm

Paper Towel Holder
毛巾架



KA-GJ8801
150×45×130mm

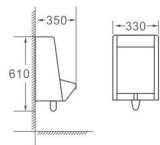
Soap Dish
皂碟

Wall-Hung Urinal 小便斗

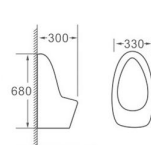
KALA®



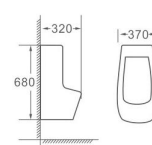
KA-BD5301
Size:330×350×610mm



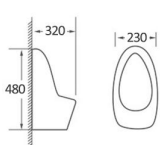
KA-BD5302
Size:330×300×680mm



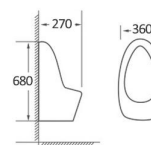
KA-BD5303
Size:370×320×680mm



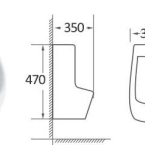
KA-BD5501
Size:230×320×480mm



KA-BD5502
Size:360×270×680mm



KA-BD5503
Size:310×350×470mm





Rain Shower Faucet 淋浴花洒

All our staffs would constantly make unremitting endeavor, positive technology innovation, and full efforts to climb to the peak of sanitary industry.

Copper body, zinc alloy handle, copper shower tube, plastic hand shower and plastic top spray shower
铜主体，锌合金手柄，铜淋浴管，塑料手持花洒和塑料顶喷花洒



KA-HS3703



KA-HS3704



KA-HS3706



KA-HS3707

Copper body, zinc alloy handle, stainless steel shower pipe, plastic hand shower and plastic top spray shower
铜主体，锌合金手柄，不锈钢淋浴管，塑料手持花洒和塑料顶喷花洒



KA-HS3708



KA-HS3709



KA-HS3710



KA-HS3711



KA-HS3712



KA-HS3713



KA-HS3714



KA-HS3715



KA-HS3716



KA-HS3717



KA-HS3718



KA-HS3719

Copper body, zinc alloy handle, copper shower pipe, copper hand shower and copper top spray shower
铜主体，锌合金手柄，铜淋浴管，铜手持花洒和铜顶喷花洒



KA-HS3701



KA-HS3702



KA-HS3722



KA-HS3720



KA-HS3721



KA-HS3724

Copper body, zinc alloy handle, copper inlet pipe, copper hand shower
铜主体，锌合金手柄，铜进水管，铜手持花洒



KA-HS3723

Copper body, zinc alloy handle, copper inlet pipe, copper hand shower
铜主体，锌合金手柄，铜进水管，铜手持花洒



KA-HS3727

Copper body, zinc alloy handle, copper inlet pipe, copper hand shower
铜主体，锌合金手柄，铜进水管，铜手持花洒



KA-HS3725

Copper body, zinc alloy handle, copper hand shower
铜主体，锌合金手柄，铜手持花洒



KA-HS3726

Copper body, zinc alloy handle, copper hand shower
铜主体，锌合金手柄，铜手持花洒

Top Shower Rose Series 顶淋花洒头系列

KALA®

8 inch plastic shower
8寸塑料花洒



KA-HS3732



KA-HS3733



KA-HS3734



KA-HS3735



KA-HS3736



KA-HS3737



KA-HS3738



KA-HS3739



KA-HS3740



KA-HS3741



KA-HS3742



KA-HS3743



KA-HS3729
8 inch copper shower
8寸铜花洒



KA-HS3730
8 inch copper shower
8寸铜花洒



KA-HS3728
10 inch rectangular
copper shower(254*140)
10寸长方形铜花洒



KA-HS3731
10 inch rectangular
plastic shower(254*140)
10寸长方形塑料花洒

Concealed Installation Shower Series 暗装淋浴系列

KALA®

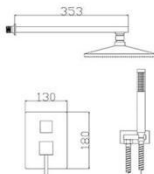
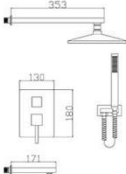
Copper body, zinc alloy handle,
copper hand shower and plastic top spray shower
铜主体, 锌合金手柄, 铜手持花洒和塑料顶喷花洒



KA-HS3745



KA-HS3746



Copper body, zinc alloy handle,
plastic hand spray and plastic top spray
铜主体, 锌合金手柄, 塑料手持花洒和塑料顶喷花洒



KA-HS3748



KA-HS3749



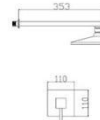

Copper body,
zinc alloy handle,
plastic top spray shower
铜主体, 锌合金手柄,
塑料顶喷花洒



KA-HS3747



KA-HS3751



KA-HS3752



KA-HS3752
Copper body,
zinc alloy handle,
copper shower
铜主体, 锌合金手柄,
铜花洒



Set Faucet Series 套装龙头系列

KALA®

Copper body,
zinc alloy handle,
plastic hand shower
铜主体, 锌合金手柄,
塑料手提花洒



KA-HS3753



KA-HS3754



KA-HS3755



KA-HS3756

Copper body,
zinc alloy handle
铜主体，
锌合金手柄



KA-LT3001



KA-LT3003



KA-LT3006



KA-LT3008



KA-LT3011



KA-LT3012




KA-LT3015



KA-LT3016

Shower Faucet 淋浴水龙头

All our staffs would constantly make unremitting endeavor, positive technology innovation, and full efforts to climb to the peak of sanitary industry.



KA-LT3017



KA-LT3018



KA-LT3019



KA-LT3020



KA-LT3021



KA-LT3022



KA-LT3023



KA-LT3024



KA-LT3025



KA-LT3026



KA-LT3028



KA-LT3029



KA-LT3030



KA-LT3031



KA-LT3032



KA-LT3033



KA-LT3034



KA-LT3035



KA-LT3036



KA-LT3037



KA-LT3010



KA-LT3038



KA-LT3039



KA-LT3040



KA-LT3041



KA-LT3042



KA-LT3043



KA-LT3044



KA-LT3045



KA-LT3046



Basin Faucet 台式水龙头

All our staffs would constantly make unremitting endeavor, positive technology innovation, and full efforts to climb to the peak of sanitary industry.







Copper body,
copper handle
铜主体, 铜手柄



Kitchen Faucet 厨房水龙头

All our staffs would constantly make unremitting endeavor, positive technology innovation, and full efforts to climb to the peak of sanitary industry.



Copper body,
zinc alloy handle
铜主体,
锌合金手柄



KA-LT3321



KA-LT3336



KA-LT3337



KA-LT3338

Pull faucet,
plastic shower head,
copper body,
zinc alloy handle
抽拉龙头, 塑料花洒头,
铜主体, 锌合金手柄,



KA-LT3308



KA-LT3309



KA-LT3310



KA-LT3320

Copper body,
zinc alloy handle,
stainless steel elbow
铜主体, 锌合金手柄,
不锈钢弯管



KA-LT3322



KA-LT3323



KA-LT3324



KA-LT3325



KA-LT3326



KA-LT3327



KA-LT3328



KA-LT3329



KA-LT3330



KA-LT3331



KA-LT3332



KA-LT3333



KA-LT3304
Copper body,
copper handle
铜主体, 铜手柄



KA-LT3305
Copper body,
copper handle
铜主体, 铜手柄



KA-LT3312
Drawbar,
copper body,
zinc alloy
handle
抽拉龙头,
铜主体,
锌合金手柄,



KA-LT3334



KA-LT3335

Angle Valve Nozzle Series 角阀水咀系列

KALA®



KA-LT3600



KA-LT3601



KA-LT3602



KA-LT3603



KA-LT3604



KA-LT3605

Copper body,
zinc alloy handle
铜主体, 锌合金手柄



KA-LT3606



KA-LT3607



KA-LT3608



KA-LT3609



KA-LT3610



KA-LT3611



KA-LT3612



KA-LT3613



KA-LT3614



KA-LT3615

Delay Valve Series 延时阀系列

KALA®

All copper body
全铜主体



KA-LT3616



KA-LT3617



KA-LT3618



KA-LT3619



KA-LT3620



KA-LT3621



KA-LT3622



KA-LT3623



KA-LT3624



KA-LT3625



KA-LT3626



KA-LT3627

Copper body
铜主体



KA-LT3628



KA-LT3629



KA-LT3630



KA-LT3631

Infrared Induction Series 红外线感应系列

KALA®

红外线感应，
微电脑控制，
全铜主体
Infrared induction,
microcomputer control,
all copper body



KA-LT3550



KA-LT3551



KA-LT3552



KA-LT3553



KA-LT3554



KA-LT3555

红外线感应，
微电脑控制，
304不锈钢面板
Infrared induction,
microcomputer control,
304 stainless steel panel



KA-LT3556



KA-LT3557



KA-LT3558



KA-LT3559

Airbrush Series 喷枪系列

KALA®

Copper airbrush
铜喷枪



KA-PQ3701



KA-PQ3702



KA-PQ3703



KA-PQ3704

Plastic airbrush
塑料喷枪



KA-PQ3705



KA-PQ3706



KA-PQ3707



KA-PQ3708

Hand Shower Series 手持花洒系列

KALA®

Plastic hand shower
塑料手持花洒



KA-HS3757



KA-HS3758



KA-HS3759



KA-HS3763



KA-HS3764



KA-HS3765



KA-HS3767



KA-HS3775

KA-HS3782

KA-HS3774

KA-HS3772

KA-HS3780

KA-HS3781

KA-HS3783

Plastic material,
three-function
hand shower
塑料材质,
三功能手持花洒



KA-HS3766

KA-HS3768

KA-HS3769

KA-HS3770

KA-HS3773

KA-HS3776

KA-HS3779

Copper
hand shower
铜手持花洒



KA-HS3760

KA-HS3761

KA-HS3762

Plastic material,
six-function
hand shower
塑料材质,
六功能手持花洒



KA-HS3771

KA-HS3777

KA-HS3778

Shower Block Series 花洒座系列

KALA®

Plastic material
塑料材质



KA-PJ0001

KA-PJ0002

KA-PJ0003

KA-PJ0004

KA-PJ0005

Drainer Series 下水器系列

KALA®



KA-XS9501
Copper
铜材质



KA-XS9502
铜材质,
玻璃盆弹跳下水器,
不锈钢管排水
Copper material,
glass basin bouncing drain,
stainless steel pipe drainage



KA-XS9503
铜材质,
陶瓷盆弹跳下水器,
不锈钢管排水
Copper material,
ceramic basin bouncing drain,
stainless steel pipe drainagerainage



KA-XS9504
铜材质,
弹跳下水器,
不锈钢管排水
Copper material,
bounce drain,
stainless steel pipe drainage




KA-XS9505
铜材质,
翻盖下水器,
不锈钢管排水
Copper material,
clamshell drain,
stainless steel pipe drainage

Floor Drain Series 地漏系列

KALA®

Copper material,
single use floor drain
铜材质,
单用地漏



KA-DL9001



KA-DL9003

Copper material,
dual purpose floor drain
铜材质,
双用地漏



KA-DL9002

304不锈钢材质，
单用地漏
304 stainless
steel material,
single-purpose
floor drain



KA-DL9004



KA-DL9006



KA-DL9009

304不锈钢材质，
双用地漏
304 stainless
steel material,
dual purpose
floor drain



KA-DL9005



KA-DL9007



KA-DL9008

Multifunctional Lifting Shower Frame Series 多功能升降花洒架系列

KALA®



Stainless steel
lifting rod
不锈钢升降杆



Plastic
lifting rod
塑料升降杆



Stainless steel
lifting rod
不锈钢升降杆



Copper
lifting rod
铜升降杆



Plastic
lifting rod
塑料升降杆

Bathroom Accessories 浴室挂件

KALA®



KA-GJ8127



KA-GJ8127BDE



KA-GJ8127BH



KA-GJ8128



KA-GJ8128BDE



KA-GJ8128BH



KA-GJ8129



KA-GJ8129BDE



KA-GJ8129BH



KA-GJ8130



KA-GJ8130BDE



KA-GJ8130BH



KA-GJ8131



KA-GJ8131BDE



KA-GJ8131BH



KA-GJ8132



KA-GJ8132BDE



KA-GJ8132BH



KA-GJ8133



KA-GJ8133BDE



KA-GJ8135BH



KA-GJ8135BDE



KA-GJ8136BDE



KA-GJ8136BH



KA-GJ8134



KA-GJ8134BDE



KA-GJ8134BH



KA-GJ8137BDE



KA-GJ8137BH



KA-GJ8111



KA-GJ8112



KA-GJ8113



KA-GJ8114



KA-GJ8115



KA-GJ8116



KA-GJ8122



KA-GJ8121



KA-GJ8119



KA-GJ8120



KA-GJ8118



KA-GJ8117



KA-GJ8124



KA-GJ8126



KA-GJ8123



KA-GJ8125



KA-GJ8164



KA-GJ8165



KA-GJ8166



KA-GJ8167



KA-GJ8169



KA-GJ8171



KA-GJ8170



KA-GJ8173



KA-GJ8175



KA-GJ8174



KA-GJ8172



KA-GJ8168



KA-GJ8101



KA-GJ8102



KA-GJ8103



KA-GJ8104



KA-GJ8106



KA-GJ8107



KA-GJ8108



KA-GJ8109



KA-GJ8105



KA-GJ8110



KA-GJ8152



KA-GJ8153



KA-GJ8154



KA-GJ8160



KA-GJ8161



KA-GJ8149



KA-GJ8150



KA-GJ8151



KA-GJ8157



KA-GJ8158



KA-GJ8155



KA-GJ8138



KA-GJ8139



KA-GJ8140



KA-GJ8141



KA-GJ8142



KA-GJ8145



KA-GJ8147



KA-GJ8148



KA-GJ8143



KA-GJ8144



KA-GJ8146



KA-GJ8176



KA-GJ8177



KA-GJ8178



KA-GJ8180



KA-GJ8181



KA-GJ8182

